



0800 VANDA NZ  
(0800 826 326)  
Sales@vanda.co.nz  
www.vanda.co.nz



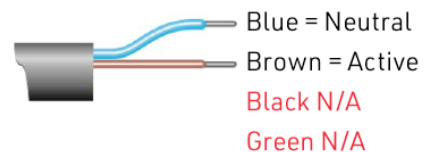
## Somfy Sonesse 40 RTS 6/20



| Specification             | Details                                  |
|---------------------------|--|
| Item Number/Code          | VA.SMFY.2020<br>#1002092                 |
| Head Colour               | Black                                    |
| Motor Length              | 553mm                                    |
| Minimum Blind Width       | 628mm                                    |
| Maximum Linked Blind Size | 25.2 m <sup>2</sup>                      |
| Lifting Capacity          | 18 kg                                    |
| Nominal Torque            | 6.0 Nm                                   |
| Nominal Speed             | 20 RPM                                   |
| Limit Switch Type         | Electronic                               |
| Index Protection Rating   | IP 44 (for indoor use only)              |
| Sound Level               | 45 dBa (at nominal speed)                |
| Power Supply              | 207V – 253V                              |
| Power Consumption         | 120W                                     |
| Thermal Time              | 4 Minutes                                |
| Control Options           | RF Remote, RF Wall Switch, TaHoma Switch |

**Somfy** Altus/Sonesse 40 RTS Motor (Radio Technology Somfy) wiring:

- Use 2 of 4 core Universal (#9015792/805/806 – 2.3/5/10M) Molex (NO EARTH)



# Sonesse 40 RTS

PRODUCT SPECIFICATIONS



# Putting window coverings in motion with quiet precision

## PRODUCT MAIN FUNCTIONALITIES



**Designed for silence**



**Remote limit setting**



**Compatible with Solar protection functions**



**"my" favourite**  
In one click move the blind to your favourite position.



**Slats tilting**




**Round head**  
for reduced dimensions.

## Somfy+

Quiet operation and all the benefits of RTS technology.

### RECOMMENDED TO SET WITH:

Universal test lead  
(ref. 9027064)



**somfy**

# Sonesse 40 RTS

## PRODUCT SPECIFICATIONS



### BENEFITS FOR PROFESSIONALS

#### Easy Integration

- Suitable for tubes diameter 40 mm or more (internal diameter)
- Available with inline connector for ease of programming
- Integrated antenna

#### Setting from a distance

- Up and down end limits set by remote control
- Visual feedback of the product to confirm any step of setting and programming

### BENEFITS FOR END USERS

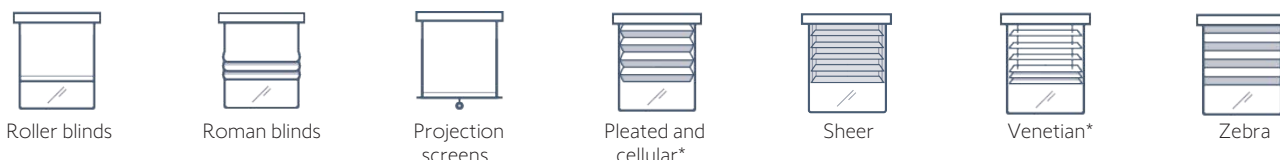
#### Simple, effortless control

- Quiet operation
- Move your blinds effortlessly and remotely thanks to the radio control
- Move your blinds to your favourite "my" position in one click

#### Access to RTS product range for more benefits

- Solar protection functions compatibility

### COMPATIBLE END-PRODUCTS



\* Using CTS40

### TECHNICAL DATA

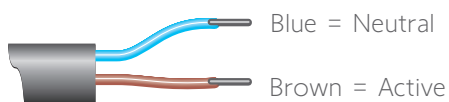
|                           |   |
|---------------------------|---|
| Thermal Time              | 4 minutes   |
| Supply                    | AC  |
| Index protection rating   | IP 44 (indoor use only)                           |
| Limit switch unit         | Electronic  |
| Limit switch capacity     | 250 turns   |
| Temperature working range | 0°C to +60°C                                      |
| Electric insulation       | Class II  |
| Capacity of memory        | 12 different transmitters plus 3 wireless sensors |
| Coding                    | Rolling code with 16 million possibilities        |

### PERFORMANCES

|                                   | 3/30        | 6/20    | 9/12    |
|-----------------------------------|-------------|---------|---------|
| Nominal Voltage                   | 230V / 50Hz |         |         |
| Torque (Nm)                       | 3           | 6       | 9       |
| Speed (rpm)                       | 30          | 20      | 12      |
| Rated Current (A)                 | 0.44        | 0.55    | 0.98    |
| Sound Level (dBA)*                | 42          | 45      | 40      |
| End-limit unit versions available | RTS         | RTS     | RTS     |
| Radio Frequency                   | 433, 42 MHz |         |         |
| Item Number                       | 1001573     | 1001577 | 1001581 |
| Item Number with inline connector | 1002091     | 1002092 | 1002157 |

\* Power Level (measurement between 20 to 30 degrees Celcius) in dB(A) ref 1pW, motor is at max. sound level when ascending

### 230 V



### DIMENSIONS

| L (mm) | 504 | 535 | 535 |
|--------|-----|-----|-----|
|--------|-----|-----|-----|

